

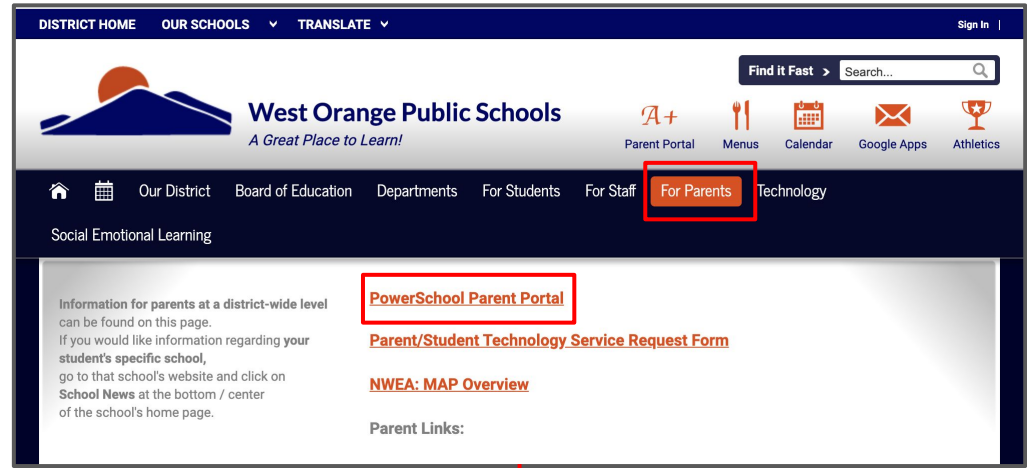


Parent's Guide

Accessing Bus Pass Information

Accessing your Parent Portal to View Bus Pass Information

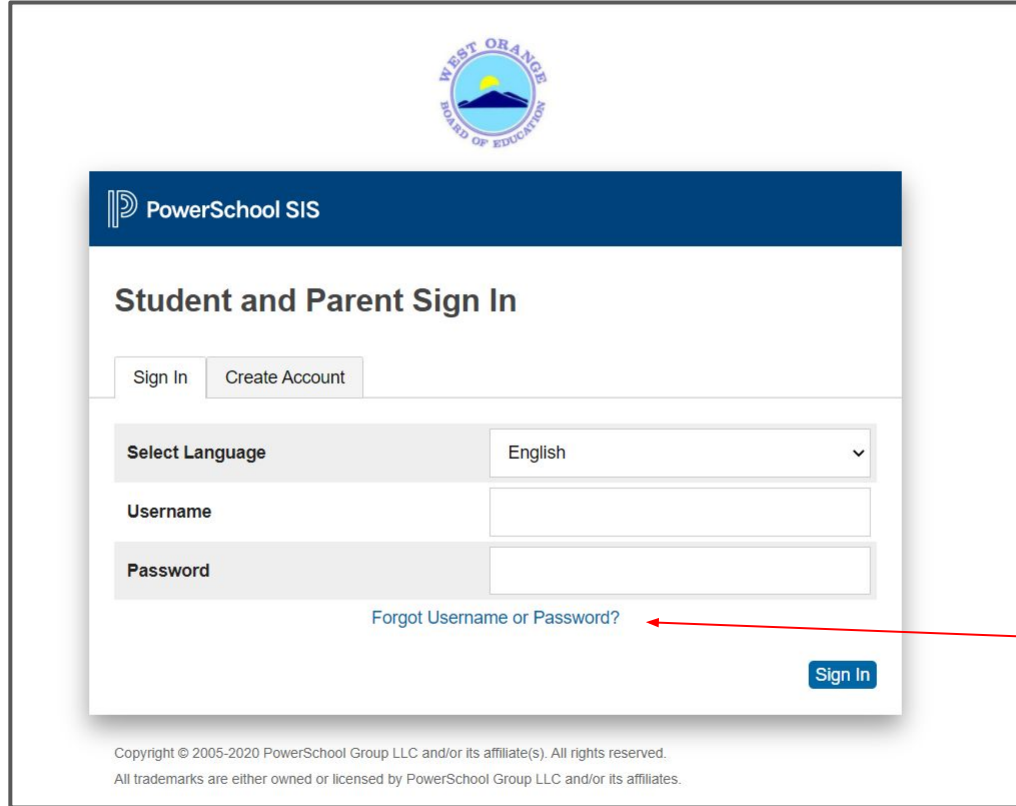
- Visit the district website: www.woboe.org
- Click on the “For Parents” tab.
- Click “PowerSchool Parent Portal”
- To login click “Login to PowerSchool Parent Portal”
- Alternatively, you can directly access the Parent Portal here:
woboe.powerschool.com/public



Accessing your Parent Portal to View Bus Pass Information

Trouble logging in?

If you do not have an account or are having issues logging in, contact the administrative assistant in your student's school.



The screenshot shows the login interface for the West Orange Board of Education's PowerSchool SIS. At the top is the school's logo, a circular seal with a sun and mountains, surrounded by the text "WEST ORANGE BOARD OF EDUCATION". Below the logo is a dark blue header with the "PowerSchool SIS" logo. The main heading is "Student and Parent Sign In". There are two tabs: "Sign In" (selected) and "Create Account". Below the tabs is a "Select Language" dropdown menu set to "English". Underneath are input fields for "Username" and "Password". A link "Forgot Username or Password?" is positioned below the password field, with a red arrow pointing to it from the right. A blue "Sign In" button is at the bottom right of the form. At the very bottom, there is a copyright notice: "Copyright © 2005-2020 PowerSchool Group LLC and/or its affiliate(s). All rights reserved. All trademarks are either owned or licensed by PowerSchool Group LLC and/or its affiliates."

If you forgot your username or password, you may click here.

- To switch between your students' accounts, click their name at the top.
- Click **"Transportation"** on the left.

PowerSchool SIS

Welcome, [Name] | Help | Sign Out

Child 1 Child 2

Navigation

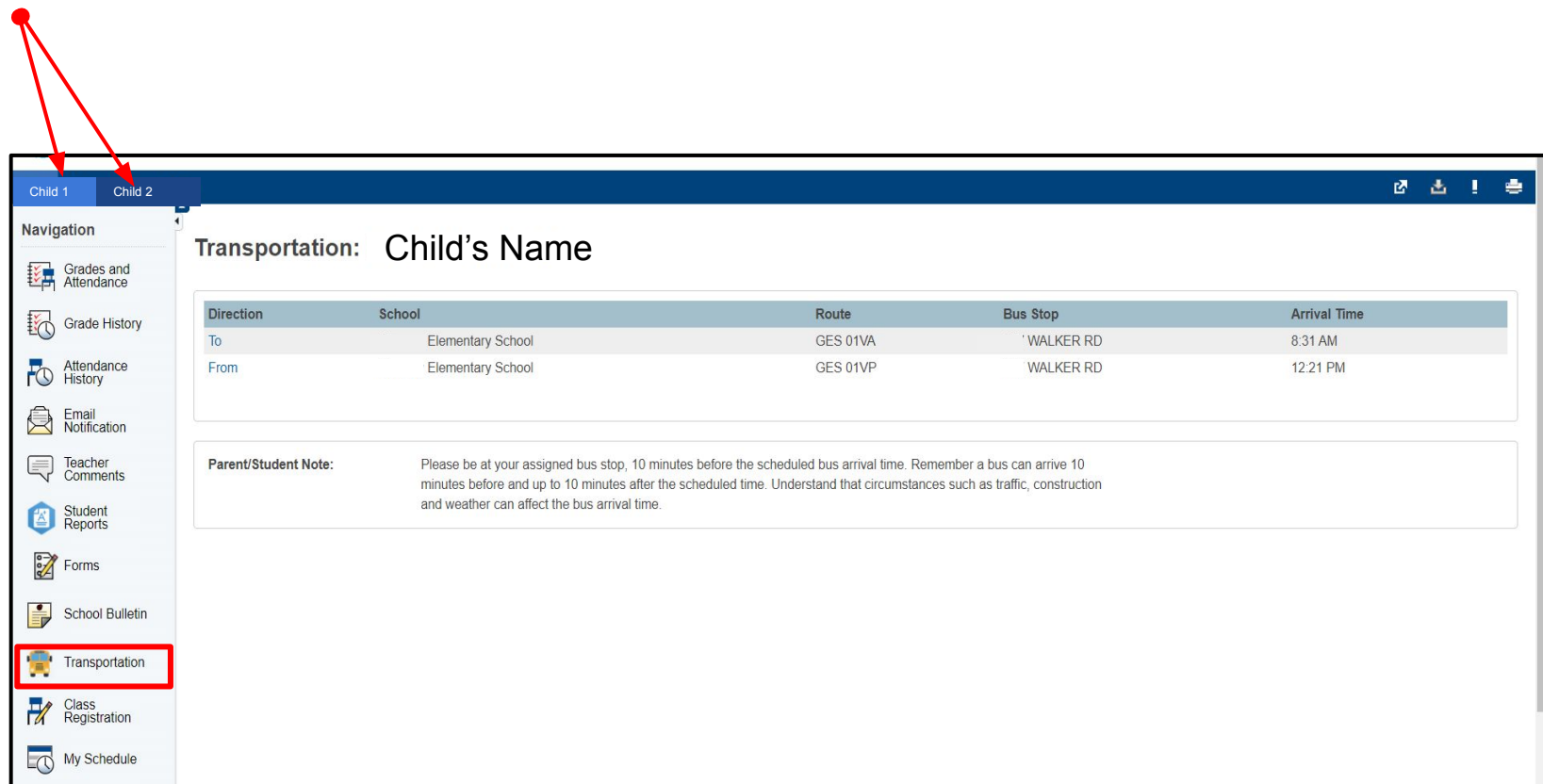
- Grades and Attendance
- Grade History
- Attendance History
- Email Notification
- Teacher Comments
- Student Reports
- Forms
- School Bulletin
- Transportation**
- Class Registration
- My Schedule

Grades and Attendance: Child's Name

Grades and Attendance Standards Grades

Exp	Last Week					This Week					Course	Absences	Tardies
	M	T	W	H	F	M	T	W	H	F			
H(A)						A					4th Grade HR Email - Rm:	6	2
2(A)											Language Arts K-5 Email - Rm:	0	0
3(A)						C					Math 4th Grade Email - Rm:	5	0
4(A)	Science Grade 4 Email - Rm:	0	0
5(A)	Social Studies Grade 4 Email - Rm:	0	0
6(A)	Art Grade 4 Email - Rm:	0	0
7(A)	Music Grade 4 Email - Rm:	0	0

- To switch between your students' accounts, click their name at the top.
- Click **"Transportation"** on the left.



The screenshot shows a web application interface for student transportation. At the top, there are two tabs labeled "Child 1" and "Child 2". Below the tabs is a navigation menu on the left with various options. The "Transportation" option is highlighted with a red box. The main content area displays the title "Transportation: Child's Name" and a table with transportation details. Below the table is a "Parent/Student Note" section.

Child 1 Child 2

Navigation

- Grades and Attendance
- Grade History
- Attendance History
- Email Notification
- Teacher Comments
- Student Reports
- Forms
- School Bulletin
- Transportation**
- Class Registration
- My Schedule

Transportation: Child's Name

Direction	School	Route	Bus Stop	Arrival Time
To	Elementary School	GES 01VA	WALKER RD	8:31 AM
From	Elementary School	GES 01VP	WALKER RD	12:21 PM

Parent/Student Note: Please be at your assigned bus stop, 10 minutes before the scheduled bus arrival time. Remember a bus can arrive 10 minutes before and up to 10 minutes after the scheduled time. Understand that circumstances such as traffic, construction and weather can affect the bus arrival time.



For questions regarding transportation services
contact the transportation department at:

973-669-5357